

Perceptions of the Canada/U.S. Trade Dispute and Confidence in World Leaders

Saskatchewan residents are concerned about the Canada/U.S. trade dispute.

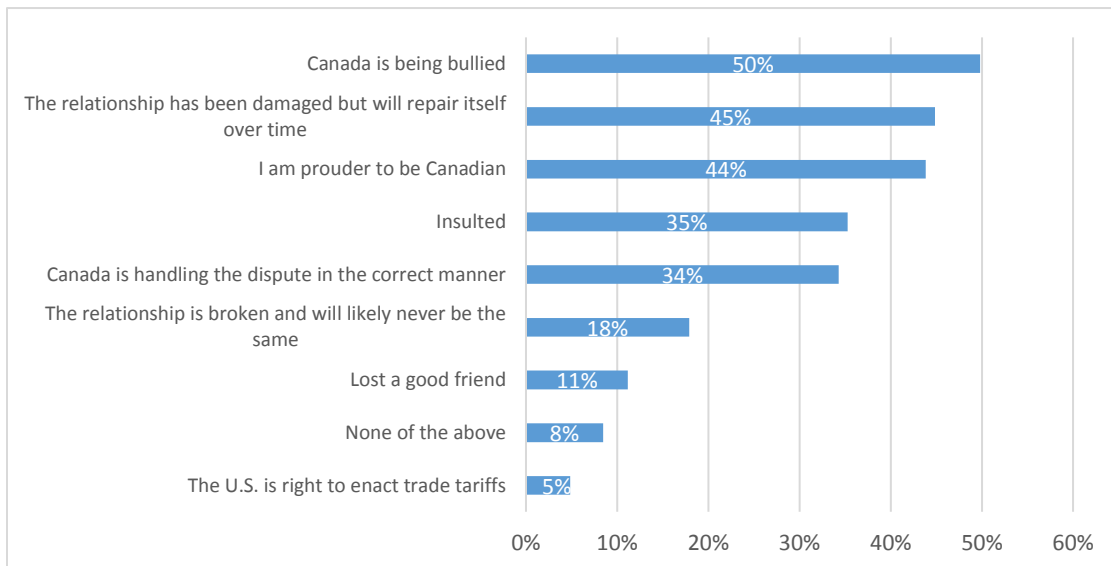
FOR IMMEDIATE RELEASE: July 20, 2018

In a new independent poll conducted by Inshightrix Research Inc., Saskatchewan residents were asked if they are concerned about the U.S./Canada trade dispute and how much confidence they have in different leaders to do the right thing regarding world affairs.

Trade Dispute Perceptions

Saskatchewan residents were asked which of the following statements reflect how they feel about the Canada-U.S. trade dispute. They could pick more than one statement.

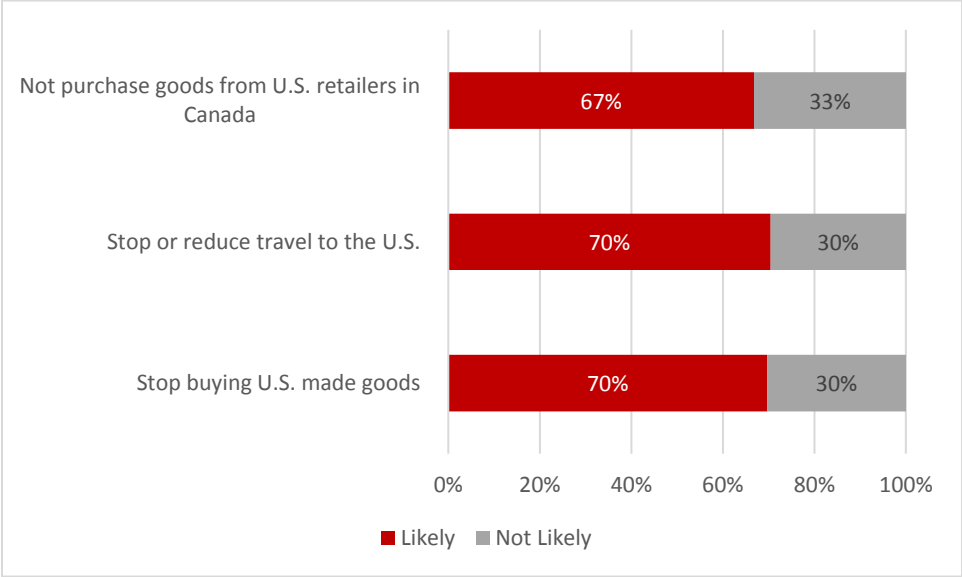
One half (50%) feel Canada is being bullied, 45% feel the relationship has been damaged but will repair itself over time and 44% feel they are prouder to be Canadian.



Q5: Which of the following describes how you feel about the trade dispute? Base: All Respondents, (n=805).

Overall, 87% of residents are concerned about U.S. President Donald Trump’s statement that the current U.S. and Canada trade dispute “is going to cost Canadians a lot of money” (note: this question is not graphed in this report but was asked to all respondents, n=805).

As a result of the trade dispute, approximately 7 in 10 residents say they are likely to stop buying U.S.-made goods (70%), to stop or reduce travel to the US (70%) and to not purchase goods from U.S. retailers in Canada (67%).



Q4. Because of this trade dispute, how likely are you to... Base: All Respondents, (n=805).

Support for Retaliatory Tariffs

In total, two thirds (67%) of Saskatchewan residents support the retaliatory tariffs enacted by the Canadian government. Another 17% did not support the retaliatory tariffs, and 16% were unsure.

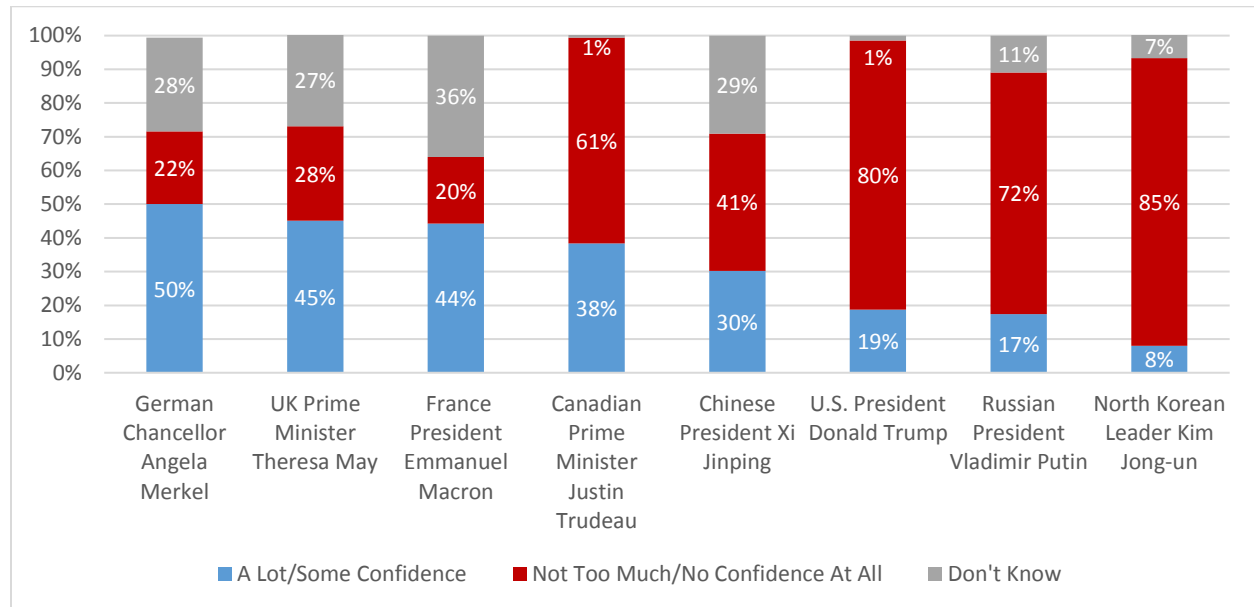
Q8: Do you support or oppose the retaliatory tariffs enacted by the Canadian government? Base: All Respondents, (n=805).

Confidence in World Leaders

Most Saskatchewan residents (80%) indicated they do not have much or any confidence in Donald Trump to do the right thing in word affairs, compared to 72% for Russian President Vladimir Putin. Canadian Prime Minister Justin Trudeau also received low ratings, with 61% of Saskatchewan residents having not much or no confidence that he will do the right thing.

By contrast, German Chancellor Angela Merkel enjoys fairly high confidence levels, with 50% of Saskatchewan residents indicating they have a lot or some confidence that she will do the right

thing regarding world affairs. This is followed by U.K. Prime Minister Theresa May (45%), French President Emmanuel Macron (44%), Canadian Prime Minister Justin Trudeau (38%) and Chinese President Xi Jinping (30%).



Q1. Please indicate how much confidence you have in each leader to do the right thing regarding world affairs. Base: All respondents, (n=805).

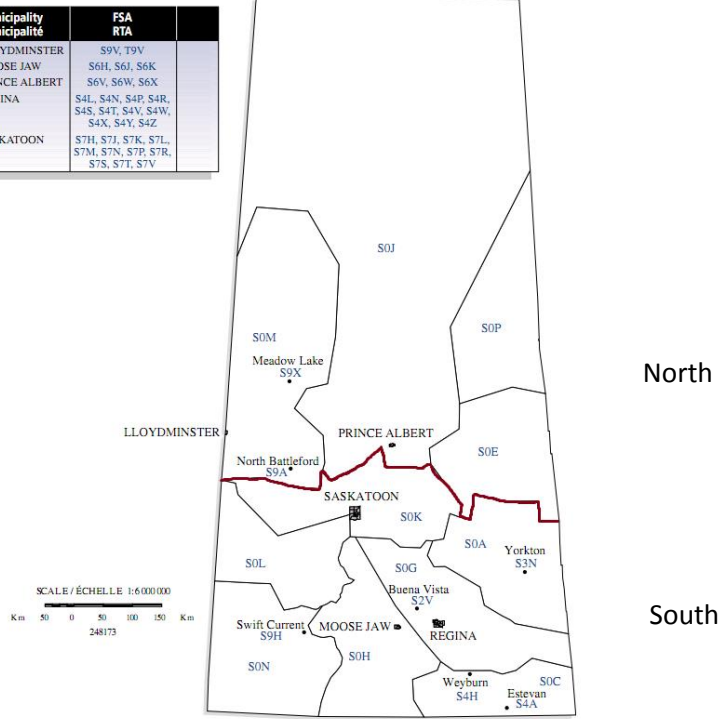
Research Details

A total of 805 randomly selected SaskWatch Research® panel members participated in the online research study between July 10 and 12, 2018. Surveys were distributed in English language format only. Quotas were set by age, gender and region to match the general population of the province; therefore, the data did not need to be weighted. Specific quotas included the following:

| | Percent | Quota | Actual |
|--------------|---------|-------|--------|
| North | 19.51% | 156 | 157 |
| Regina | 19.51% | 156 | 156 |
| Saskatoon | 21.95% | 176 | 177 |
| South | 39.02% | 312 | 315 |
| Total | 100% | 800 | 805 |

The division of North and South are based on the first three digits of postal codes (FSAs) and is indicated by the red line in the map below:

| Municipality Municipalité | FSA RTA |
|------------------------------|---|
| LLOYDMINSTER | S9V, T9V |
| MOOSE JAW | S6H, S6I, S6K |
| PRINCE ALBERT | S6V, S6W, S6X |
| REGINA | S4L, S4N, S4P, S4R, S4S, S4T, S4V, S4W, S4X, S4Y, S4Z |
| SASKATOON | S7H, S7J, S7K, S7L, S7M, S7N, S7P, S7R, S7S, S7T, S7V |



Age and Gender Quotas

| Age | Male | | | Female | | | Other | TOTAL | |
|--------------|---------------|-------|------------|---------------|-------|--------|-------|-------|--------|
| | Proportion | Quota | Actual | Proportion | Quota | Actual | | Quota | Actual |
| 18-34 | 15.17% | 121 | 121 | 14.75% | 118 | 120 | 3 | 239 | 244 |
| 35-54 | 16.33% | 131 | 132 | 16.38% | 131 | 131 | 1 | 262 | 264 |
| 55+ | 17.73% | 142 | 143 | 19.63% | 157 | 154 | 0 | 299 | 297 |
| Total | 49.24% | 394 | 396 | 50.77% | 406 | 405 | 4 | 800 | 805 |

Since the research is conducted online, it is considered to be a non-probability proportion sample; therefore, margins of error are not applicable.

About SaskWatch Research®

Insightrix began developing its SaskWatch Research online market research panel in 2007, using high quality techniques including telephone recruitment and referrals from existing panel members. Presently, there are over 18,000 active panel members, representing all regions of the province and distributions of the general population. Panel membership closely matches the 2016 Census, based on age, gender, household composition, household income and education. For more information, please visit <http://saskwatch.ca>.

About Insightrix

Insightrix is a dynamic, Western Canadian, full-service market research company. It exists to serve businesses and government entities with insights-driven research solutions, and interpretive analysis through leading-edge tools and senior-level expertise across a broad range of industries. Insightrix is based in Saskatoon, Saskatchewan, Canada. For complete details visit: <https://insightrix.com/market-research-industry-blog/>

About MRIA Gold Seal

Insightrix is a member of the Market Research and Intelligence Association (MRIA) and adheres to the MRIA Code, which contains principles of professional practice in the conduct of our work. Our adherence to the Common Standards of Disclosure is our commitment to the high standard of ethics in our relations with research participants, our clients, the public and the market research industry. For complete details visit: <https://mria-arim.ca/>

For more information, please contact:

Insightrix Research Inc.

Email: info@insightrix.com

Web: www.insightrix.com

Trade Dispute Questionnaire FINAL

Thank you for agreeing to participate in the following study. This study should take you about XX minutes to complete. You will receive XX points for this survey.

PC. What are the first three digits of your postal code?

1. Into which of the following age ranges do you fall?

18 to 34

35 to 54

55+

2. Which gender do you identify with most?

Male

Female

Other

The following questions will concern Canada and US relations.

1. Please indicate how much confidence you have in each leader to do the right thing regarding world affairs: [INCLUDE PICTURE OF LEADER]

[Randomize order]

Russian President Vladimir Putin




German Chancellor Angela Merkel



Chinese President Xi Jinping



U.S. President Donald Trump



Canadian Prime Minister Justin Trudeau



UK Prime Minister Theresa May



North Korean Leader Kim Jong-un



France President Emmanuel Macron



A lot of confidence
Some confidence
Not too much confidence
No confidence at all
Don't know

2. Overall, how concerned are you about President Donald Trump's statement that the current US and Canada trade dispute "is going to cost Canadians a lot of money"?

Very concerned
Somewhat concerned
Not very concerned
Not at all concerned

3. How concerned are you this trade dispute will lead to a recession?

Very concerned
Somewhat concerned
Not very concerned
Not at all concerned

4. Because of this trade dispute, how likely are you to:
[RANDOMIZE]

Stop buying U.S. made goods
Stop or reduce travel to the U.S.
Not purchase goods from U.S. retailers in Canada

Very likely
Somewhat likely
Somewhat unlikely
Very unlikely

5. Which of the following describes how you feel about the trade dispute? (select all that apply)
[RANDOMIZE]
Insulted
The relationship is broken and will likely never be the same
The relationship has been damaged but will repair itself over time
Canada is being bullied
The U.S. is right to enact trade tariffs
Canada is handling the dispute in the correct manner
I am prouder to be Canadian
Lost a good friend
None of the above
6. Do you believe the trade dispute will negatively impact Canadian and US relations?
Yes
No
Not sure
7. Do you believe that future relations with the U.S will:
Get better
Stay the same
Get worse
Not sure
8. Do you support or oppose the retaliatory tariffs enacted by the Canadian government?
Strongly support
Somewhat support
Somewhat oppose
Strongly oppose
Not sure
9. Do you support or oppose the Canadian government providing financial aid to steel and aluminum companies affected by US tariffs?
Strongly support
Somewhat support
Somewhat oppose
Strongly oppose
10. What course(s) of action do you believe the Canadian government should be taking in regards to recent tariff activity between Canada and the United States? (Please select all that apply)
[RANDOMIZE]
Institute tariffs on more kinds of American goods
Institute higher tariffs on American goods already subject to tariffs
Lower tariffs on American goods already subject to tariffs
Get rid of all tariffs on American goods

- Reduce the number of American goods subject to tariffs
- Tougher talk on the part of Canadian politicians
- Less tough talk from Canadian politicians
- Match each tariff dollar for dollar with Canadian tariffs
- Call for a boycott of American-made products
- Reduce the amount and number of Canadian goods exported to the United States
- Increase the amount and number of Canadian goods exported to the United States
- Look for other global trade opportunities
- Other: _____
- None of the above

11. What words come to mind when you think of US President Donald Trump?
[TEXT BOX]

Demographics

Finally, we have some questions to help analyze your responses. Please be assured your answers will remain confidential and only be used in aggregate with other responses.

1. How many children under the age of 18 live in your household?
 - 0
 - 1
 - 2
 - 3
 - 4+
 - Prefer not to say

2. Are you an Indigenous person that is First Nations, Métis, or Inuit?
 - Yes
 - No
 - Prefer not to say

3. What is the highest level of education you have achieved?
 - Some high school
 - Completed high school
 - Some technical school or college
 - Completed technical or college diploma
 - Some university
 - Completed university degree (Undergrad, Masters or PhD)
 - Prefer not to say

4. What is your annual household income before taxes and deductions?

Less than \$30,000

\$30,000 to just under \$60,000

\$60,000 to just under \$90,000

\$90,000 to just under \$120,000

\$120,000 or more

Prefer not to say

These are all our questions today. Thank you for your time!

C1a. Russian President Vladimir Putin - Please indicate how much confidence you have in each leader to do the right thing regarding world affairs

| | Total | Gender | | Age Range | | | Region | | | |
|-------------------------|-------|--------|--------|-----------|----------|------|--------|--------|-----------|-------|
| | | Male | Female | 18 to 34 | 35 to 54 | 55+ | North | Regina | Saskatoon | South |
| | A | A | B | A | B | C | A | B | C | D |
| Base: All respondents | 805 | 396 | 405 | 244 | 264 | 297 | 157 | 156 | 177 | 315 |
| A lot of confidence | 5% | 7% | 2% | 7% | 6% | 2% | 4% | 4% | 7% | 4% |
| | 38 | 29 | 8 | 18 | 15 | 5 | 6 | 6 | 13 | 13 |
| | - | B | | c | c | | | | | |
| Some confidence | 13% | 15% | 11% | 15% | 16% | 8% | 16% | 10% | 13% | 12% |
| | 102 | 58 | 44 | 37 | 41 | 24 | 25 | 15 | 23 | 39 |
| | - | | | c | c | | | | | |
| Not too much confidence | 25% | 30% | 21% | 23% | 24% | 28% | 27% | 21% | 22% | 29% |
| | 205 | 120 | 85 | 57 | 64 | 84 | 43 | 33 | 39 | 90 |
| | - | b | | | | | | | | |
| No confidence at all | 46% | 43% | 49% | 37% | 46% | 54% | 43% | 54% | 49% | 43% |
| | 372 | 172 | 197 | 91 | 121 | 160 | 67 | 84 | 87 | 134 |
| | - | | | | | A | | | | |
| Don't know | 11% | 4% | 18% | 17% | 9% | 8% | 10% | 12% | 8% | 12% |
| | 88 | 17 | 71 | 41 | 23 | 24 | 16 | 18 | 15 | 39 |
| | - | | A | b c | | | | | | |
| Total | 100% | 100% | 100% | 100% | 100% | 100% | 100% | 100% | 100% | 100% |
| | 805 | 396 | 405 | 244 | 264 | 297 | 157 | 156 | 177 | 315 |

Total sample; Unweighted; base n = from 637 to 805

Multiple comparison correction: False Discovery Rate (FDR) (p = 0.05); Column multiple comparison correction: Bonferroni; Column comparison symbols: a, b, c... (p <= 0.05), A, B, C... (p <= 0.001); No test symbol: -; Not significant symbol: -

C1b. German Chancellor Angela Merkel - Please indicate how much confidence you have in each leader to do the right thing regarding world affairs

| | Total | Gender | | Age Range | | | Region | | | |
|-------------------------|-------|--------|--------|-----------|----------|------|--------|--------|-----------|-------|
| | | Male | Female | 18 to 34 | 35 to 54 | 55+ | North | Regina | Saskatoon | South |
| | A | A | B | A | B | C | A | B | C | D |
| Base: All respondents | 805 | 396 | 405 | 244 | 264 | 297 | 157 | 156 | 177 | 315 |
| A lot of confidence | 14% | 17% | 11% | 10% | 17% | 14% | 11% | 22% | 14% | 12% |
| | 113 | 68 | 44 | 24 | 46 | 43 | 17 | 34 | 25 | 37 |
| | - | b | | | a | | | d | | |
| Some confidence | 37% | 41% | 32% | 32% | 31% | 45% | 33% | 36% | 39% | 37% |
| | 294 | 163 | 131 | 78 | 81 | 135 | 52 | 56 | 69 | 117 |
| | - | b | | | | a B | | | | |
| Not too much confidence | 14% | 15% | 12% | 16% | 12% | 14% | 20% | 14% | 13% | 10% |
| | 110 | 60 | 48 | 38 | 31 | 41 | 32 | 22 | 23 | 33 |
| | - | | | | | | d | | | |
| No confidence at all | 8% | 9% | 7% | 7% | 8% | 8% | 10% | 6% | 8% | 8% |
| | 64 | 37 | 27 | 18 | 21 | 25 | 15 | 10 | 14 | 25 |
| | - | | | | | | | | | |
| Don't know | 28% | 17% | 38% | 35% | 32% | 18% | 26% | 22% | 26% | 33% |
| | 224 | 68 | 155 | 86 | 85 | 53 | 41 | 34 | 46 | 103 |
| | - | | A | C | C | | | | | |
| Total | 100% | 100% | 100% | 100% | 100% | 100% | 100% | 100% | 100% | 100% |
| | 805 | 396 | 405 | 244 | 264 | 297 | 157 | 156 | 177 | 315 |

Total sample; Unweighted; base n = from 637 to 805

Multiple comparison correction: False Discovery Rate (FDR) (p = 0.05); Column multiple comparison correction: Bonferroni; Column comparison symbols: a, b, c... (p <= 0.05), A, B, C... (p <= 0.001); No test symbol: -; Not significant symbol:

[Back to Table of Contents](#)

C1c. Chinese President Xi Jinping - Please indicate how much confidence you have in each leader to do the right thing regarding world affairs

| | Total | Gender | | Age Range | | | Region | | | |
|-------------------------|-------|--------|--------|-----------|----------|------|--------|--------|-----------|-------|
| | | Male | Female | 18 to 34 | 35 to 54 | 55+ | North | Regina | Saskatoon | South |
| | A | A | B | A | B | C | A | B | C | D |
| Base: All respondents | 805 | 396 | 405 | 244 | 264 | 297 | 157 | 156 | 177 | 315 |
| A lot of confidence | 2% | 2% | 1% | 2% | 1% | 2% | 1% | 3% | 2% | 1% |
| | 14 | 8 | 6 | 6 | 2 | 6 | 2 | 4 | 4 | 4 |
| | - | | | | | | | | | |
| Some confidence | 28% | 35% | 22% | 29% | 25% | 31% | 31% | 28% | 25% | 29% |
| | 229 | 139 | 89 | 71 | 66 | 92 | 49 | 44 | 44 | 92 |
| | - | B | | | | | | | | |
| Not too much confidence | 27% | 32% | 22% | 22% | 27% | 31% | 27% | 28% | 28% | 26% |
| | 217 | 127 | 88 | 53 | 72 | 92 | 42 | 44 | 49 | 82 |
| | - | B | | | | a | | | | |
| No confidence at all | 14% | 13% | 14% | 11% | 13% | 16% | 14% | 14% | 16% | 12% |
| | 111 | 53 | 58 | 27 | 35 | 49 | 22 | 22 | 28 | 39 |
| | - | | | | | | | | | |
| Don't know | 29% | 17% | 40% | 36% | 34% | 20% | 27% | 27% | 29% | 31% |
| | 234 | 69 | 164 | 87 | 89 | 58 | 42 | 42 | 52 | 98 |
| | - | | A | C | C | | | | | |
| Total | 100% | 100% | 100% | 100% | 100% | 100% | 100% | 100% | 100% | 100% |
| | 805 | 396 | 405 | 244 | 264 | 297 | 157 | 156 | 177 | 315 |

Total sample; Unweighted; base n = from 637 to 805

Multiple comparison correction: False Discovery Rate (FDR) (p = 0.05); Column multiple comparison correction: Bonferroni; Column comparison symbols: a, b, c... (p <= 0.05), A, B, C... (p <= 0.001); No test symbol: -; Not significant symbol:

[Back to Table of Contents](#)

C1d. US President Donald Trump - Please indicate how much confidence you have in each leader to do the right thing regarding world affairs

| | Total | Gender | | Age Range | | | Region | | | |
|-------------------------|-------|--------|--------|-----------|----------|------|--------|--------|-----------|-------|
| | | Male | Female | 18 to 34 | 35 to 54 | 55+ | North | Regina | Saskatoon | South |
| | A | A | B | A | B | C | A | B | C | D |
| Base: All respondents | 805 | 396 | 405 | 244 | 264 | 297 | 157 | 156 | 177 | 315 |
| A lot of confidence | 6% | 9% | 3% | 5% | 9% | 5% | 8% | 5% | 4% | 7% |
| | 50 | 36 | 14 | 11 | 25 | 14 | 13 | 8 | 7 | 22 |
| | - | B | | | | | | | | |
| Some confidence | 13% | 15% | 10% | 13% | 14% | 11% | 17% | 10% | 11% | 13% |
| | 101 | 60 | 41 | 31 | 36 | 34 | 26 | 15 | 20 | 40 |
| | - | b | | | | | | | | |
| Not too much confidence | 15% | 17% | 14% | 18% | 13% | 15% | 10% | 16% | 16% | 18% |
| | 124 | 68 | 56 | 43 | 35 | 46 | 15 | 25 | 28 | 56 |
| | - | | | | | | | | | |
| No confidence at all | 64% | 57% | 71% | 63% | 62% | 67% | 65% | 67% | 69% | 60% |
| | 518 | 225 | 289 | 154 | 164 | 200 | 102 | 104 | 122 | 190 |
| | - | | A | | | | | | | |
| Don't know | 1% | 2% | 1% | 2% | 2% | 1% | 1% | 3% | 0% | 2% |
| | 12 | 7 | 5 | 5 | 4 | 3 | 1 | 4 | 0 | 7 |
| | - | | | | | | | | | |
| Total | 100% | 100% | 100% | 100% | 100% | 100% | 100% | 100% | 100% | 100% |
| | 805 | 396 | 405 | 244 | 264 | 297 | 157 | 156 | 177 | 315 |

Total sample; Unweighted; base n = from 637 to 805

Multiple comparison correction: False Discovery Rate (FDR) (p = 0.05); Column multiple comparison correction: Bonferroni; Column comparison symbols: a, b, c... (p <= 0.05), A, B, C... (p <= 0.001); No test symbol: -; Not significant symbol:

[Back to Table of Contents](#)

C1e. Canadian Prime Minister Justin Trudeau - Please indicate how much confidence you have in each leader to do the right thing regarding world affairs

| | Total | Gender | | Age Range | | | Region | | | |
|------------------------------|------------|------------|------------|------------|------------|------------|------------|------------|------------|------------|
| | | Male | Female | 18 to 34 | 35 to 54 | 55+ | North | Regina | Saskatoon | South |
| | A | A | B | A | B | C | A | B | C | D |
| Base: All respondents | 805 | 396 | 405 | 244 | 264 | 297 | 157 | 156 | 177 | 315 |
| A lot of confidence | 10% | 10% | 11% | 10% | 8% | 13% | 10% | 16% | 12% | 7% |
| | 84 | 41 | 43 | 24 | 21 | 39 | 15 | 25 | 22 | 22 |
| | - | - | - | - | - | - | - | d | - | - |
| Some confidence | 28% | 27% | 29% | 30% | 29% | 25% | 26% | 32% | 30% | 26% |
| | 225 | 107 | 116 | 73 | 77 | 75 | 41 | 50 | 53 | 81 |
| | - | - | - | - | - | - | - | - | - | - |
| Not too much confidence | 20% | 18% | 21% | 21% | 17% | 22% | 17% | 20% | 27% | 17% |
| | 161 | 73 | 86 | 51 | 46 | 64 | 27 | 31 | 48 | 55 |
| | - | - | - | - | - | - | - | - | - | - |
| No confidence at all | 40% | 43% | 39% | 38% | 44% | 39% | 47% | 29% | 30% | 49% |
| | 326 | 170 | 156 | 92 | 117 | 117 | 74 | 46 | 53 | 153 |
| | - | - | - | - | - | - | b c | - | - | B C |
| Don't know | 1% | 1% | 1% | 2% | 1% | 1% | 0% | 3% | 1% | 1% |
| | 9 | 5 | 4 | 4 | 3 | 2 | 0 | 4 | 1 | 4 |
| | - | - | - | - | - | - | - | - | - | - |
| Total | 100% | 100% | 100% | 100% | 100% | 100% | 100% | 100% | 100% | 100% |
| | 805 | 396 | 405 | 244 | 264 | 297 | 157 | 156 | 177 | 315 |

Total sample; Unweighted; base n = from 637 to 805

Multiple comparison correction: False Discovery Rate (FDR) (p = 0.05); Column multiple comparison correction: Bonferroni; Column comparison symbols: a, b, c... (p <= 0.05), A, B, C... (p <= 0.001); No test symbol: -; Not significant symbol: -

[Back to Table of Contents](#)

C1f. UK Prime Minister Theresa May - Please indicate how much confidence you have in each leader to do the right thing regarding world affairs

| | Total | Gender | | Age Range | | | Region | | | |
|-------------------------|-------|--------|--------|-----------|----------|------|--------|--------|-----------|-------|
| | | Male | Female | 18 to 34 | 35 to 54 | 55+ | North | Regina | Saskatoon | South |
| | A | A | B | A | B | C | A | B | C | D |
| Base: All respondents | 805 | 396 | 405 | 244 | 264 | 297 | 157 | 156 | 177 | 315 |
| A lot of confidence | 5% | 4% | 5% | 5% | 4% | 5% | 4% | 3% | 4% | 6% |
| | 37 | 14 | 21 | 12 | 10 | 15 | 7 | 5 | 7 | 18 |
| | - | | | | | | | | | |
| Some confidence | 40% | 43% | 38% | 32% | 39% | 48% | 41% | 37% | 38% | 43% |
| | 326 | 171 | 155 | 78 | 104 | 144 | 64 | 58 | 67 | 137 |
| | - | | | | | A | | | | |
| Not too much confidence | 21% | 29% | 15% | 22% | 18% | 24% | 26% | 25% | 23% | 17% |
| | 173 | 113 | 59 | 54 | 48 | 71 | 41 | 39 | 40 | 53 |
| | - | B | | | | | | | | |
| No confidence at all | 6% | 7% | 5% | 7% | 5% | 5% | 4% | 8% | 7% | 5% |
| | 48 | 28 | 19 | 18 | 14 | 16 | 7 | 13 | 12 | 16 |
| | - | | | | | | | | | |
| Don't know | 27% | 18% | 37% | 34% | 33% | 17% | 24% | 26% | 29% | 29% |
| | 221 | 70 | 151 | 82 | 88 | 51 | 38 | 41 | 51 | 91 |
| | - | | A | C | C | | | | | |
| Total | 100% | 100% | 100% | 100% | 100% | 100% | 100% | 100% | 100% | 100% |
| | 805 | 396 | 405 | 244 | 264 | 297 | 157 | 156 | 177 | 315 |

Total sample; Unweighted; base n = from 637 to 805

Multiple comparison correction: False Discovery Rate (FDR) (p = 0.05); Column multiple comparison correction: Bonferroni; Column comparison symbols: a, b, c... (p <= 0.05), A, B, C... (p <= 0.001); No test symbol: -; Not significant symbol:

[Back to Table of Contents](#)

C1g. North Korean Leader Kim Jong-un - Please indicate how much confidence you have in each leader to do the right thing regarding world affairs

| | Total | Gender | | Age Range | | | Region | | | |
|-------------------------|-------|--------|--------|-----------|----------|------|--------|--------|-----------|-------|
| | | Male | Female | 18 to 34 | 35 to 54 | 55+ | North | Regina | Saskatoon | South |
| | A | A | B | A | B | C | A | B | C | D |
| Base: All respondents | 805 | 396 | 405 | 244 | 264 | 297 | 157 | 156 | 177 | 315 |
| A lot of confidence | 1% | 1% | 1% | 2% | 0% | 0% | 1% | 1% | 2% | 1% |
| | 7 | 4 | 3 | 6 | 0 | 1 | 1 | 1 | 3 | 2 |
| | - | | | b | | | | | | |
| Some confidence | 7% | 7% | 6% | 8% | 8% | 4% | 10% | 4% | 5% | 7% |
| | 53 | 28 | 25 | 19 | 21 | 13 | 15 | 7 | 9 | 22 |
| | - | | | | | | | | | |
| Not too much confidence | 19% | 22% | 16% | 23% | 17% | 18% | 20% | 15% | 23% | 18% |
| | 154 | 88 | 66 | 55 | 45 | 54 | 32 | 24 | 40 | 58 |
| | - | b | | | | | | | | |
| No confidence at all | 66% | 66% | 66% | 57% | 69% | 71% | 66% | 70% | 66% | 64% |
| | 533 | 262 | 267 | 140 | 181 | 212 | 104 | 109 | 117 | 203 |
| | - | | | | a | a | | | | |
| Don't know | 7% | 4% | 11% | 10% | 6% | 6% | 3% | 10% | 5% | 10% |
| | 58 | 14 | 44 | 24 | 17 | 17 | 5 | 15 | 8 | 30 |
| | - | | A | | | | | | | |
| Total | 100% | 100% | 100% | 100% | 100% | 100% | 100% | 100% | 100% | 100% |
| | 805 | 396 | 405 | 244 | 264 | 297 | 157 | 156 | 177 | 315 |

Total sample; Unweighted; base n = from 637 to 805

Multiple comparison correction: False Discovery Rate (FDR) (p = 0.05); Column multiple comparison correction: Bonferroni; Column comparison symbols: a, b, c... (p <= 0.05), A, B, C... (p <= 0.001); No test symbol: -; Not significant symbol:

[Back to Table of Contents](#)

C1h. France President Emmanuel Macron - Please indicate how much confidence you have in each leader to do the right thing regarding world affairs

| | Total | Gender | | Age Range | | | Region | | | |
|-------------------------|-------|--------|--------|-----------|----------|------|--------|--------|-----------|-------|
| | | Male | Female | 18 to 34 | 35 to 54 | 55+ | North | Regina | Saskatoon | South |
| | A | A | B | A | B | C | A | B | C | D |
| Base: All respondents | 805 | 396 | 405 | 244 | 264 | 297 | 157 | 156 | 177 | 315 |
| A lot of confidence | 6% | 7% | 4% | 5% | 5% | 8% | 4% | 8% | 6% | 5% |
| | 46 | 29 | 17 | 11 | 12 | 23 | 6 | 13 | 11 | 16 |
| | - | | | | | | | | | |
| Some confidence | 39% | 42% | 35% | 36% | 36% | 43% | 39% | 44% | 34% | 38% |
| | 310 | 166 | 142 | 89 | 94 | 127 | 61 | 68 | 60 | 121 |
| | - | b | | | | | | | | |
| Not too much confidence | 14% | 18% | 10% | 13% | 14% | 15% | 20% | 15% | 16% | 10% |
| | 115 | 73 | 41 | 32 | 38 | 45 | 32 | 24 | 28 | 31 |
| | - | B | | | | | d | | | |
| No confidence at all | 5% | 6% | 5% | 5% | 6% | 6% | 6% | 3% | 6% | 6% |
| | 44 | 24 | 19 | 11 | 15 | 18 | 9 | 5 | 11 | 19 |
| | - | | | | | | | | | |
| Don't know | 36% | 26% | 46% | 41% | 40% | 28% | 31% | 29% | 38% | 41% |
| | 290 | 104 | 186 | 101 | 105 | 84 | 49 | 46 | 67 | 128 |
| | - | | A | c | c | | | | | |
| Total | 100% | 100% | 100% | 100% | 100% | 100% | 100% | 100% | 100% | 100% |
| | 805 | 396 | 405 | 244 | 264 | 297 | 157 | 156 | 177 | 315 |

Total sample; Unweighted; base n = from 637 to 805

Multiple comparison correction: False Discovery Rate (FDR) (p = 0.05); Column multiple comparison correction: Bonferroni; Column comparison symbols: a, b, c... (p <= 0.05), A, B, C... (p <= 0.001); No test symbol: -; Not significant symbol:

[Back to Table of Contents](#)

C2: Overall, how concerned are you about President Donald Trump's statement that the current US and Canada trade dispute "is going to cost Canadians a lot of money"?

| | Total | Gender | | Age Range | | | Region | | | |
|-----------------------|-------|--------|--------|-----------|----------|------|--------|--------|-----------|-------|
| | | Male | Female | 18 to 34 | 35 to 54 | 55+ | North | Regina | Saskatoon | South |
| | A | A | B | A | B | C | A | B | C | D |
| Base: All respondents | 805 | 396 | 405 | 244 | 264 | 297 | 157 | 156 | 177 | 315 |
| Very concerned | 52% | 46% | 57% | 47% | 48% | 59% | 53% | 50% | 50% | 53% |
| | 416 | 182 | 231 | 114 | 127 | 175 | 83 | 78 | 89 | 166 |
| | - | | a | | | a b | | | | |
| Somewhat concerned | 35% | 36% | 35% | 39% | 36% | 32% | 36% | 33% | 37% | 35% |
| | 284 | 143 | 140 | 96 | 94 | 94 | 57 | 51 | 66 | 110 |
| | - | | | | | | | | | |
| Not very concerned | 10% | 13% | 6% | 11% | 12% | 7% | 6% | 13% | 8% | 10% |
| | 78 | 52 | 26 | 26 | 31 | 21 | 9 | 21 | 15 | 33 |
| | - | b | | | | | | | | |
| Not at all concerned | 3% | 5% | 2% | 3% | 5% | 2% | 5% | 4% | 4% | 2% |
| | 27 | 19 | 8 | 8 | 12 | 7 | 8 | 6 | 7 | 6 |
| | - | b | | | | | | | | |
| Total | 100% | 100% | 100% | 100% | 100% | 100% | 100% | 100% | 100% | 100% |
| | 805 | 396 | 405 | 244 | 264 | 297 | 157 | 156 | 177 | 315 |

Total sample; Unweighted; base n = from 637 to 805

Multiple comparison correction: False Discovery Rate (FDR) ($p = 0.05$); Column multiple comparison correction: Bonferroni; Column comparison symbols: a, b, c... ($p \leq 0.05$), A, B, C... ($p \leq 0.001$); No test symbol: -; Not significant symbol: -

[Back to Table of Contents](#)

C4a. Because of this trade dispute, how likely are you to: Stop buying U.S. made goods

| | Total | Gender | | Age Range | | | Region | | | |
|-----------------------|-------|--------|--------|-----------|----------|------|--------|--------|-----------|-------|
| | | Male | Female | 18 to 34 | 35 to 54 | 55+ | North | Regina | Saskatoon | South |
| | A | A | B | A | B | C | A | B | C | D |
| Base: All respondents | 805 | 396 | 405 | 244 | 264 | 297 | 157 | 156 | 177 | 315 |
| Very likely | 32% | 30% | 35% | 27% | 33% | 37% | 34% | 39% | 28% | 30% |
| | 261 | 118 | 141 | 65 | 86 | 110 | 54 | 61 | 50 | 96 |
| | - | | | | | a | | | | |
| Somewhat likely | 37% | 33% | 41% | 35% | 35% | 41% | 38% | 35% | 39% | 37% |
| | 300 | 132 | 167 | 86 | 93 | 121 | 60 | 55 | 69 | 116 |
| | - | | a | | | | | | | |
| Somewhat unlikely | 17% | 21% | 14% | 19% | 20% | 13% | 9% | 17% | 22% | 18% |
| | 138 | 82 | 55 | 47 | 53 | 38 | 14 | 27 | 39 | 58 |
| | - | b | | | | | | | a | a |
| Very unlikely | 13% | 16% | 10% | 19% | 12% | 9% | 18% | 8% | 11% | 14% |
| | 106 | 64 | 42 | 46 | 32 | 28 | 29 | 13 | 19 | 45 |
| | - | b | | c | | | | | | |
| Total | 100% | 100% | 100% | 100% | 100% | 100% | 100% | 100% | 100% | 100% |
| | 805 | 396 | 405 | 244 | 264 | 297 | 157 | 156 | 177 | 315 |

Total sample; Unweighted; base n = from 637 to 805

Multiple comparison correction: False Discovery Rate (FDR) (p = 0.05); Column multiple comparison correction: Bonferroni; Column comparison symbols: a, b, c... (p <= 0.05), A, B, C... (p <= 0.001); No test symbol: -; Not significant symbol: -

[Back to Table of Contents](#)

C4b. Because of this trade dispute, how likely are you to: Stop or reduce travel to the U.S.

| | Total | Gender | | Age Range | | | Region | | | |
|-----------------------|-------|--------|--------|-----------|----------|------|--------|--------|-----------|-------|
| | | Male | Female | 18 to 34 | 35 to 54 | 55+ | North | Regina | Saskatoon | South |
| | A | A | B | A | B | C | A | B | C | D |
| Base: All respondents | 805 | 396 | 405 | 244 | 264 | 297 | 157 | 156 | 177 | 315 |
| Very likely | 48% | 47% | 49% | 39% | 49% | 54% | 48% | 54% | 43% | 48% |
| | 386 | 185 | 200 | 96 | 129 | 161 | 76 | 84 | 76 | 150 |
| | - | | | | | a | | | | |
| Somewhat likely | 22% | 20% | 25% | 26% | 19% | 23% | 21% | 18% | 29% | 22% |
| | 181 | 79 | 100 | 63 | 50 | 68 | 33 | 28 | 51 | 69 |
| | - | | | | | | | | | |
| Somewhat unlikely | 15% | 15% | 15% | 20% | 16% | 10% | 10% | 14% | 19% | 15% |
| | 119 | 58 | 60 | 48 | 41 | 30 | 16 | 22 | 34 | 47 |
| | - | | | c | | | | | | |
| Very unlikely | 15% | 19% | 11% | 15% | 17% | 13% | 20% | 14% | 9% | 16% |
| | 119 | 74 | 45 | 37 | 44 | 38 | 32 | 22 | 16 | 49 |
| | - | b | | | | | c | | | |
| Total | 100% | 100% | 100% | 100% | 100% | 100% | 100% | 100% | 100% | 100% |
| | 805 | 396 | 405 | 244 | 264 | 297 | 157 | 156 | 177 | 315 |

Total sample; Unweighted; base n = from 637 to 805

Multiple comparison correction: False Discovery Rate (FDR) ($p = 0.05$); Column multiple comparison correction: Bonferroni; Column comparison symbols: a, b, c... ($p \leq 0.05$), A, B, C... ($p \leq 0.001$); No test symbol: -; Not significant symbol: -

[Back to Table of Contents](#)

C4c. Because of this trade dispute, how likely are you to: Not purchase goods from U.S. retailers in Canada

| | Total | Gender | | Age Range | | | Region | | | |
|-----------------------|-------|--------|--------|-----------|----------|------|--------|--------|-----------|-------|
| | | Male | Female | 18 to 34 | 35 to 54 | 55+ | North | Regina | Saskatoon | South |
| | A | A | B | A | B | C | A | B | C | D |
| Base: All respondents | 805 | 396 | 405 | 244 | 264 | 297 | 157 | 156 | 177 | 315 |
| Very likely | 31% | 29% | 32% | 25% | 31% | 35% | 34% | 37% | 27% | 28% |
| | 247 | 113 | 131 | 61 | 81 | 105 | 54 | 58 | 47 | 88 |
| | - | | | | | a | | | | |
| Somewhat likely | 36% | 33% | 40% | 32% | 35% | 40% | 38% | 35% | 36% | 37% |
| | 291 | 131 | 160 | 79 | 92 | 120 | 59 | 54 | 63 | 115 |
| | - | | | | | | | | | |
| Somewhat unlikely | 20% | 21% | 20% | 27% | 21% | 15% | 10% | 19% | 29% | 22% |
| | 165 | 85 | 79 | 65 | 56 | 44 | 16 | 30 | 51 | 68 |
| | - | | | c | | | | | A | a |
| Very unlikely | 13% | 17% | 9% | 16% | 13% | 9% | 18% | 9% | 9% | 14% |
| | 102 | 67 | 35 | 39 | 35 | 28 | 28 | 14 | 16 | 44 |
| | - | B | | | | | | | | |
| Total | 100% | 100% | 100% | 100% | 100% | 100% | 100% | 100% | 100% | 100% |
| | 805 | 396 | 405 | 244 | 264 | 297 | 157 | 156 | 177 | 315 |

Total sample; Unweighted; base n = from 637 to 805

Multiple comparison correction: False Discovery Rate (FDR) (p = 0.05); Column multiple comparison correction: Bonferroni; Column comparison symbols: a, b, c... (p <= 0.05), A, B, C... (p <= 0.001); No test symbol: -; Not significant symbol: -

[Back to Table of Contents](#)

C5. Which of the following describes how you feel about the trade dispute?

| | Total | Gender | | Age Range | | | Region | | | |
|--|-------|--------|--------|-----------|----------|------|--------|--------|-----------|-------|
| | | Male | Female | 18 to 34 | 35 to 54 | 55+ | North | Regina | Saskatoon | South |
| | A | A | B | A | B | C | A | B | C | D |
| Base: All respondents | 805 | 396 | 405 | 244 | 264 | 297 | 157 | 156 | 177 | 315 |
| Canada is being bullied | 50% | 55% | 45% | 40% | 48% | 60% | 46% | 55% | 51% | 49% |
| | 401 | 219 | 181 | 98 | 126 | 177 | 72 | 86 | 90 | 153 |
| | - | b | | | | A b | | | | |
| The relationship has been damaged but | 45% | 52% | 38% | 38% | 43% | 52% | 38% | 51% | 43% | 47% |
| | 361 | 205 | 155 | 93 | 114 | 154 | 59 | 79 | 76 | 147 |
| | - | B | | | | a | | | | |
| I am prouder to be Canadian | 44% | 39% | 48% | 38% | 42% | 50% | 43% | 46% | 42% | 44% |
| | 353 | 156 | 195 | 93 | 112 | 148 | 68 | 71 | 75 | 139 |
| | - | | a | | | a | | | | |
| Insulted | 35% | 38% | 33% | 32% | 34% | 39% | 31% | 44% | 37% | 32% |
| | 284 | 150 | 132 | 78 | 91 | 115 | 48 | 68 | 66 | 102 |
| | - | | | | | | | | | |
| Canada is handling the dispute in the co | 34% | 40% | 28% | 28% | 36% | 38% | 30% | 42% | 43% | 28% |
| | 276 | 160 | 114 | 69 | 95 | 112 | 47 | 66 | 76 | 87 |
| | - | B | | | | | | d | d | |
| The relationship is broken and will likely r | 18% | 15% | 20% | 18% | 17% | 19% | 19% | 12% | 19% | 20% |
| | 144 | 61 | 83 | 44 | 45 | 55 | 30 | 18 | 34 | 62 |
| | - | | | | | | | | | |
| Lost a good friend | 11% | 15% | 7% | 10% | 9% | 13% | 13% | 13% | 11% | 10% |
| | 90 | 59 | 30 | 25 | 25 | 40 | 20 | 20 | 19 | 31 |
| | - | B | | | | | | | | |
| The U.S. is right to enact trade tariffs | 5% | 9% | 1% | 5% | 7% | 3% | 7% | 6% | 3% | 4% |
| | 39 | 36 | 3 | 12 | 18 | 9 | 11 | 9 | 6 | 13 |
| | - | B | | | | | | | | |
| None of the above | 8% | 8% | 9% | 12% | 7% | 7% | 8% | 5% | 10% | 10% |
| | 68 | 30 | 37 | 29 | 19 | 20 | 12 | 8 | 17 | 31 |
| | - | | | | | | | | | |
| Total | 100% | 100% | 100% | 100% | 100% | 100% | 100% | 100% | 100% | 100% |
| | 805 | 396 | 405 | 244 | 264 | 297 | 157 | 156 | 177 | 315 |

Total sample; Unweighted; base n = from 637 to 805

Multiple comparison correction: False Discovery Rate (FDR) (p = 0.05); Column multiple comparison correction: Bonferroni; Column comparison symbols: a, b, c... (p <= 0.05), A, B, C... (p <= 0.001); No test symbol: -; Not significant symbol:

[Back to Table of Contents](#)